

# Starker Start ins Jahr – Positive Markttrends genutzt

Q1 | Berlin, 12. Februar 2025

Christian Bruch, Vorstandsvorsitzender Siemens Energy AG

Maria Ferraro, Finanzvorständin Siemens Energy AG

# Hinweise und Anmerkungen

zu zukunftsgerichteten Aussagen

Disclaimer

- ➔ **Zukunftsgerichtete Aussagen:** Enthält Aussagen über zukünftige Entwicklungen mit Risiken und Unsicherheiten, basierend auf Annahmen des Managements.

---

- ➔ **Risiken und Unsicherheiten:** Externe Einflüsse und höhere Gewalt können zu erheblichen Abweichungen der tatsächlichen Ergebnisse führen.

---

- ➔ **Keine Aktualisierungspflicht:** Siemens Energy ist nicht verpflichtet, zukunftsgerichtete Aussagen zu aktualisieren oder zu korrigieren.



# 01 Christian Bruch

CEO

# Inhalt

- 1 1. Quartal Geschäftsjahr 2025
  - 2 Attraktives Marktumfeld
  - 3 Geopolitische Situation
  - 4 Ihre Fragen
- 





1. Quartal Geschäftsjahr 2025

## Guter Start: Basis für Zielerreichung gelegt

Auftragseingang

**13,7 Mrd. €**

-10%<sup>1</sup>

Umsatz

**8,9 Mrd. €**

+18,4%

Marge vor Sondereffekten

**5,4%**

Nettoergebnis

**252 Mio. €**

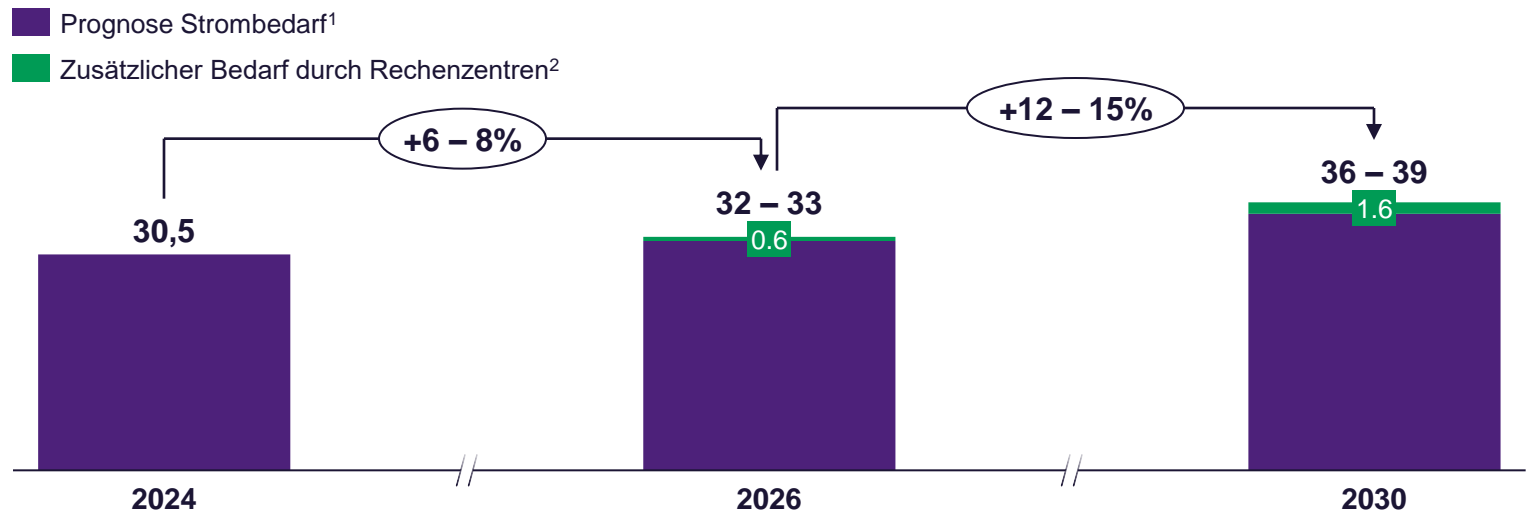
1 Prozentuale Vergleiche in dieser Präsentation sind  
Immer auf vergleichbarer Basis zum Vorjahresquartal.



Positives Marktumfeld

## Exzellently positioniert in attraktivem Marktumfeld

### Globale Elektrizitäts-Nachfrage in 1.000 TWh



#### Wesentliche Treiber für Investitionen in Strom-Infrastruktur



Bevölkerungswachstum



Elektrifizierung Industrie und Mobilität



Künstliche Intelligenz und Daten-Center



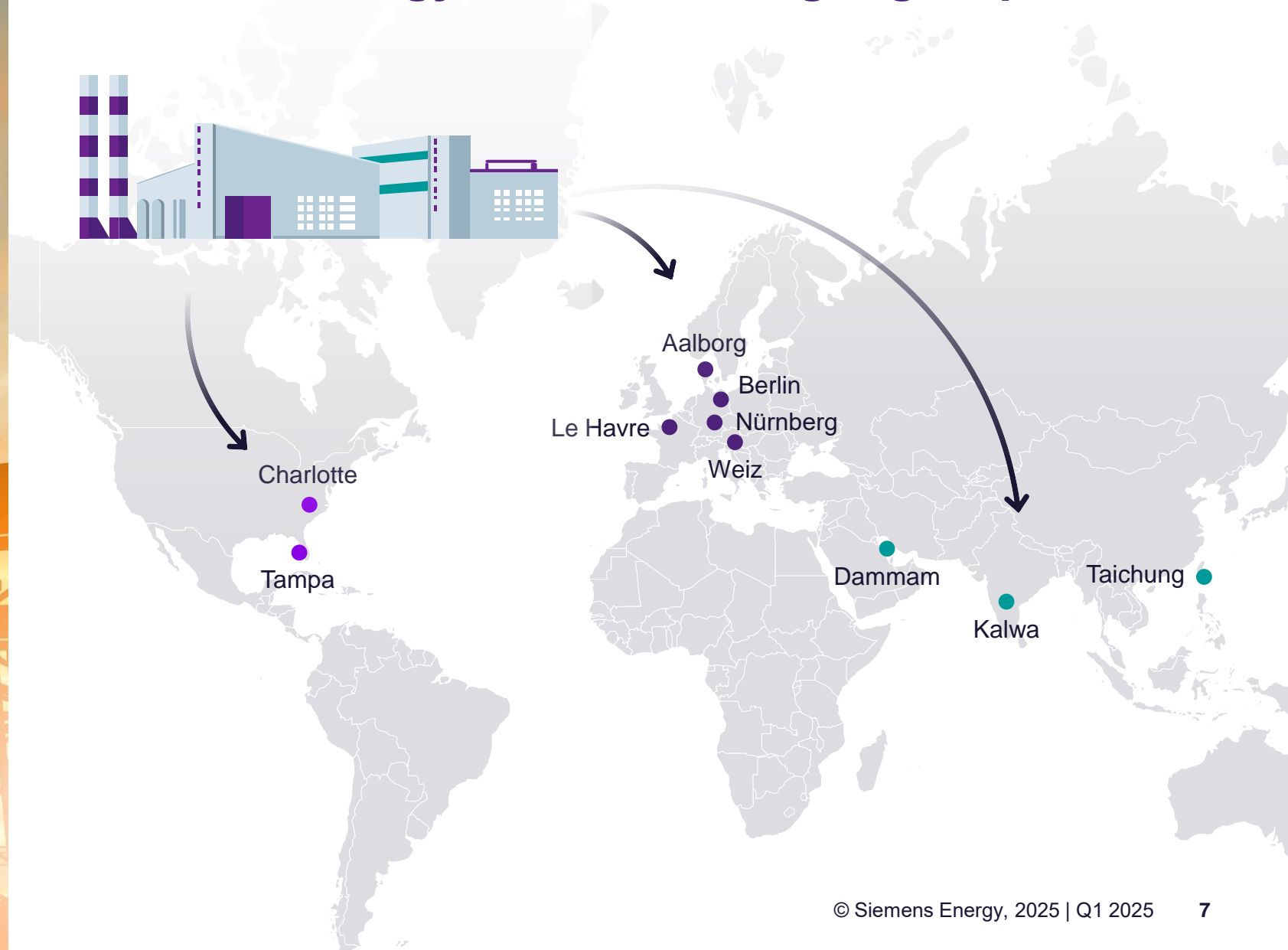
Ersatzinvestitionen

<sup>1</sup> Quelle: S&P Global Commodity Insights | <sup>2</sup> Interne Schätzung von Siemens Energy



Investitionen in Wachstum

# Siemens Energy erweitert Fertigungskapazitäten





# 02 Maria Ferraro

CFO



Siemens Energy Group in Q1 FY25

## Strong revenue growth and margin expansion

Orders

**€13.7bn**

(-10.2%)

Revenue

**€8.9bn**

(+18.4%)

Profit margin before SI

**5.4%**

(prior year: 2.7%)

Order backlog<sup>1</sup>

**€131bn**

Book-to-bill<sup>1</sup>

**1.53**

Free cash flow<sup>2</sup>

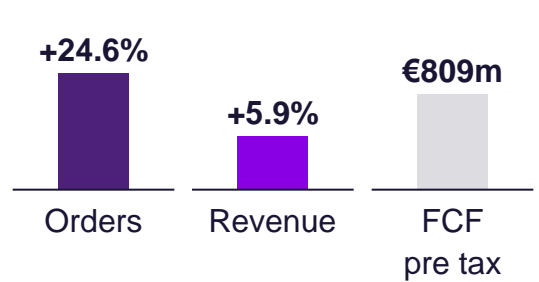
**€1.5bn**

(prior year: -€283m)

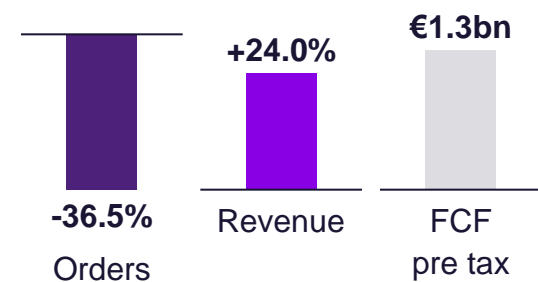
<sup>1</sup> As of December 31, 2024 | <sup>2</sup> Before tax

# Improvements in revenue and profit in all Business Areas

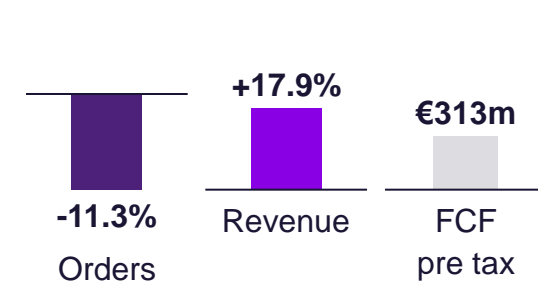
## Gas Services



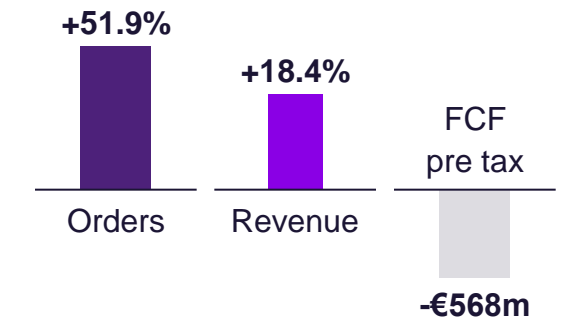
## Grid Technologies



## Transformation of Industry



## Siemens Gamesa



X.X% Profit margin before Special items

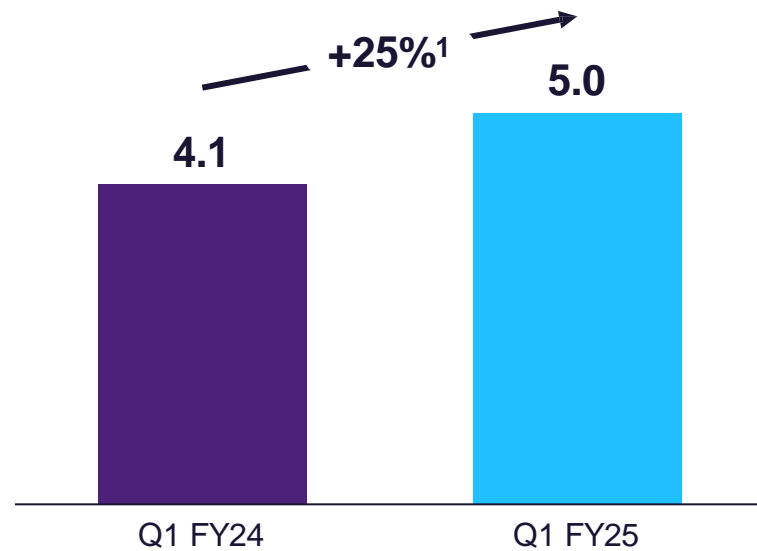
X.X Profit before Special items

# Gas Services

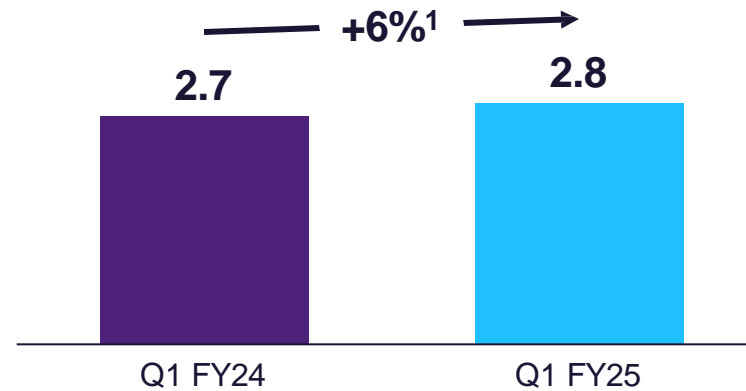
## Strong order growth and strong service business – Q1 FY25



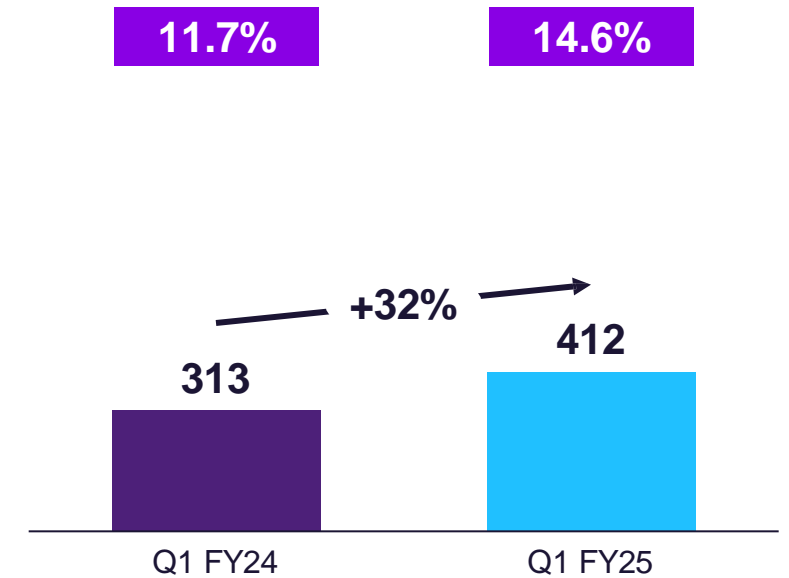
**Orders**  
in €bn



**Revenue**  
in €bn



**Profit before SI**  
in €m



**Order backlog<sup>2</sup>**  
Q1 FY24: €42bn

**€49bn**

**Book-to-bill**  
Q1 FY24: 1.53

**1.77**

**Free cash flow<sup>3</sup>**  
Q1 FY24: €236m

**€809m**

<sup>1</sup> Comparable (excluding currency translation and portfolio effects) | <sup>2</sup> As of December 31, 2024 | <sup>3</sup> Free cash flow pre-tax

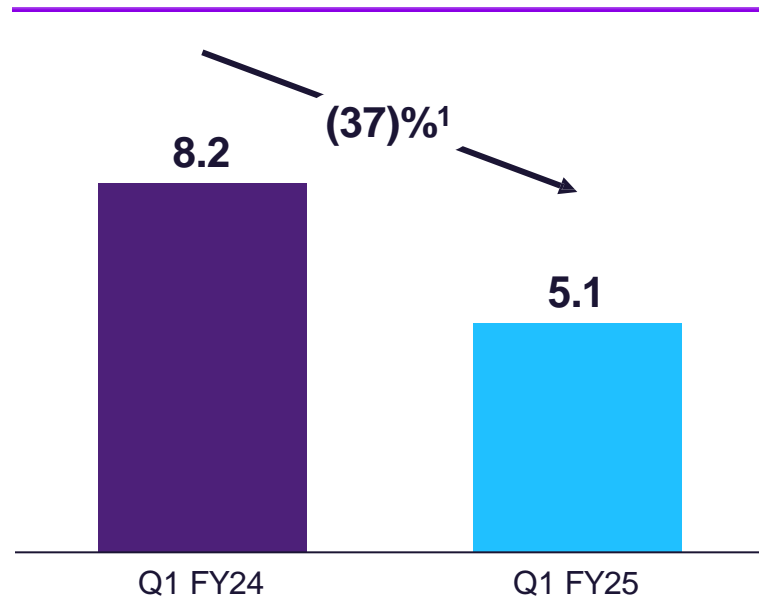
**x.x%** Profit margin before Special items

# Grid Technologies

## Strong revenue growth and margin expansion – Q1 FY25



**Orders**  
in €bn

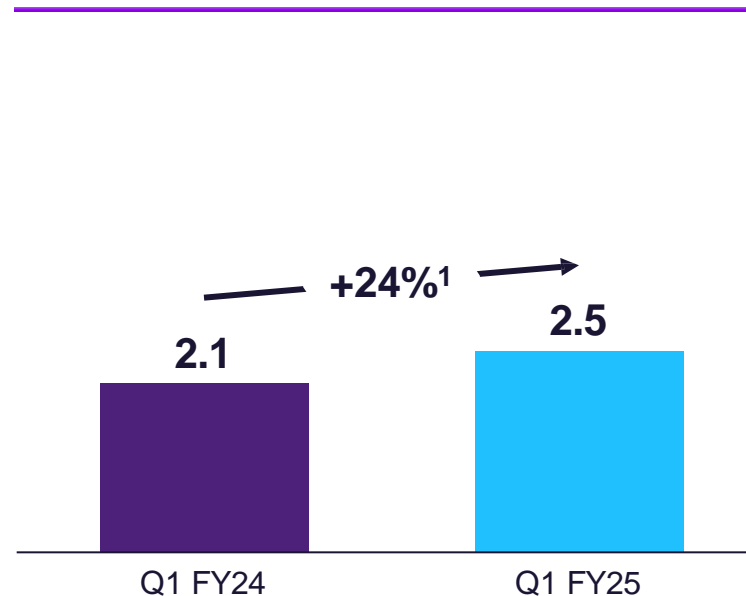


**Order backlog²**

Q1 FY24: €28bn

**€36bn**

**Revenue**  
in €bn

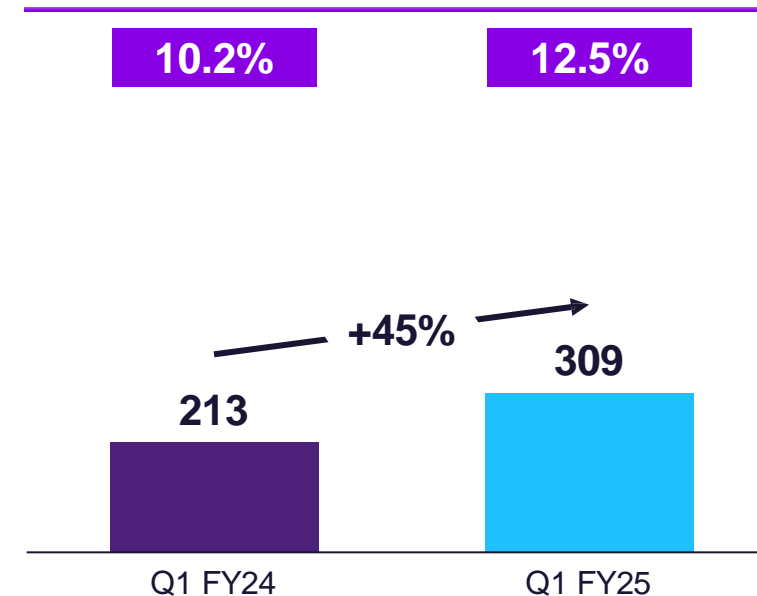


**Book-to-bill**

Q1 FY24: 3.96

**2.06**

**Profit before SI**  
in €m



**Free cash flow³**

Q1 FY24: €767m

**€1,253m**

**10.2%**

**12.5%**

¹ Comparable (excluding currency translation and portfolio effects) | ² As of December 31, 2024 | ³ Free cash flow pre-tax

**x.x%** Profit margin before Special items

# Transformation of Industry

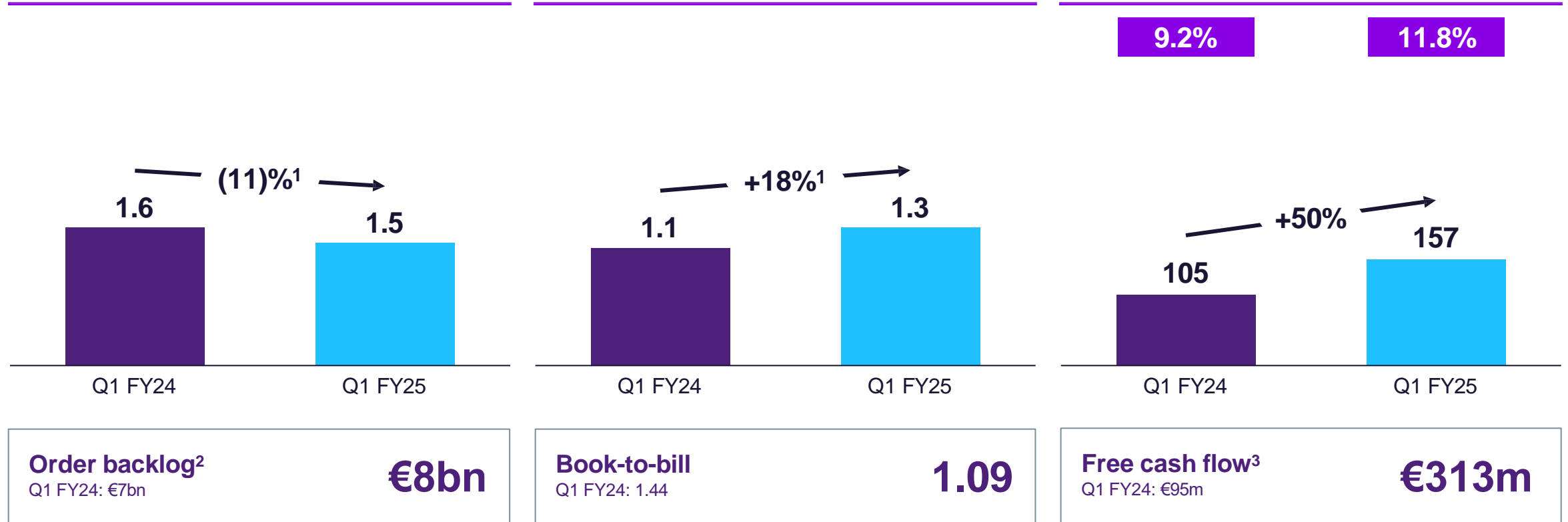
## Strong revenue growth drives profitability – Q1 FY25



**Orders**  
in €bn

**Revenue**  
in €bn

**Profit before SI**  
in €m



**9.2%**

**11.8%**

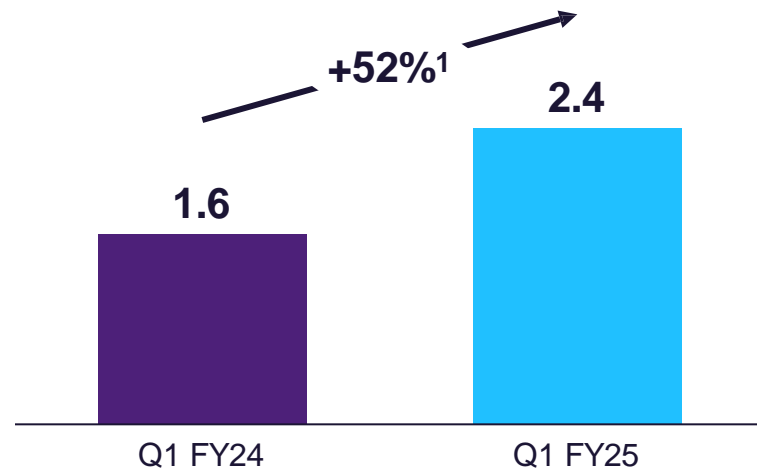
<sup>1</sup> Comparable (excluding currency translation and portfolio effects) | <sup>2</sup> As of December 31, 2024 | <sup>3</sup> Free cash flow pre-tax

**x.x%** Profit margin before Special items

# Siemens Gamesa

## Progress in line with expectations – Q1 FY25

**Orders**  
in €bn

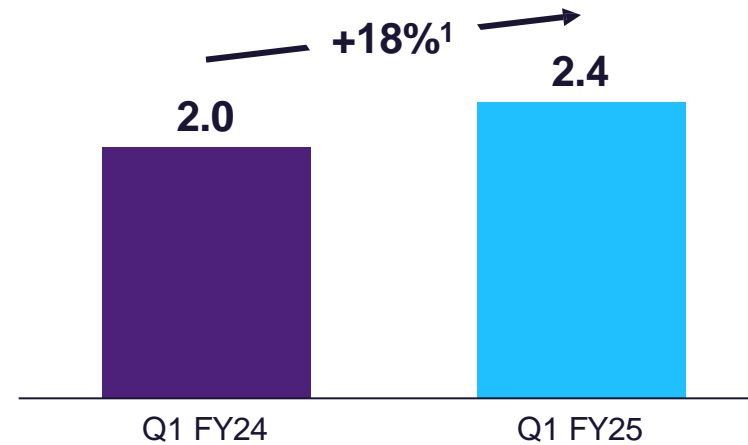


**Order backlog<sup>2</sup>**

Q1 FY24: €41bn

**€39bn**

**Revenue**  
in €bn

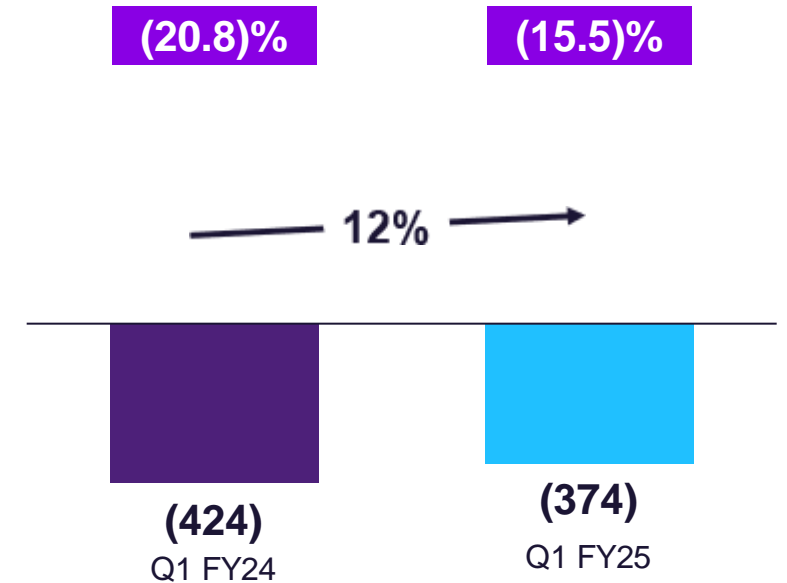


**Book-to-bill**

Q1 FY24: 0.77

**1.01**

**Profit before SI**  
in €m



**Free cash flow<sup>3</sup>**

Q1 FY24: €(1,150)m

**€(568)m**

<sup>1</sup> Comparable (excluding currency translation and portfolio effects) | <sup>2</sup> As of December 31, 2024 | <sup>3</sup> Free cash flow pre-tax

**x.x%** Profit margin before Special items



# Cash flow generation ahead of target

**Net cash as of December 31, 2024**  
(in €bn)



**S&P Rating update (12/16/2024):  
BBB-/outlook stable (vs neg. before)**



## Outlook

# Outlook FY25 and midterm targets FY28

		Revenue Growth <sup>1</sup> FY25	Profit Margin before SI <sup>3</sup>   FY25	Revenue Growth <sup>2</sup> FY28	Profit margin <sup>3</sup> FY28
<b>Gas Services</b>		7 – 9%	10 – 12%	Low/mid-single digit	12 – 14%
<b>Grid Technologies</b>		23 – 25%	10 – 12%	Low-double digit	13 – 15%
<b>Transformation of Industry</b>		11 – 13%	8 – 10%	High-single digit	10 – 12%
<b>Siemens Gamesa</b>		(9) – (5)%	around neg. €1.3bn	Low/mid-single digit	3 – 5%
<b>Siemens Energy</b>		<b>8 – 10%</b>	<b>3 – 5%</b>	<b>High-single/ low-double digit</b>	<b>10 – 12%</b>
<b>Net Income</b>		Around break-even ex. assumed positive Special items			
<b>Free Cash Flow pre-tax</b>		Under review			

This outlook excludes charges related to legal and regulatory matters. | <sup>1</sup> Comparable revenue growth: Excluding currency translation and portfolio effects | <sup>2</sup> Compound annual revenue growth rate (FY24-based) | <sup>3</sup> Profit margin in % of revenue with profit as earnings before financial result, income taxes, amortization expenses related to intangible assets acquired in business combinations, and goodwill impairments.



# 03 Christian Bruch

CEO

# Die Welt im Wandel



- ⇒ Siemens Energy ist in den USA ein lokales Unternehmen mit lokaler Wertschöpfung.
- ⇒ Wettbewerbsfähigkeit in Europa stärken – Mut beim Bürokratieabbau.
- ⇒ Deutschland braucht stabile Mehrheiten und eine verlässliche Industriepolitik.

# 04 Ihre Fragen



# Medienkalender 2024/2025



## Ansprechpartner Presse



**Tim Proll-Gerwe**  
Leiter Media Relations

Mobil: +49 152 2283 5652  
[tim.proll-gerwe@siemens-energy.com](mailto:tim.proll-gerwe@siemens-energy.com)



**Oliver Sachgau**  
Pressesprecher Finanzen

Mobil: +49 173 2729 231  
[oliver.sachgau@siemens-energy.com](mailto:oliver.sachgau@siemens-energy.com)

[siemens-energy.com](https://www.siemens-energy.com)

